

Now Yesterday

Search:

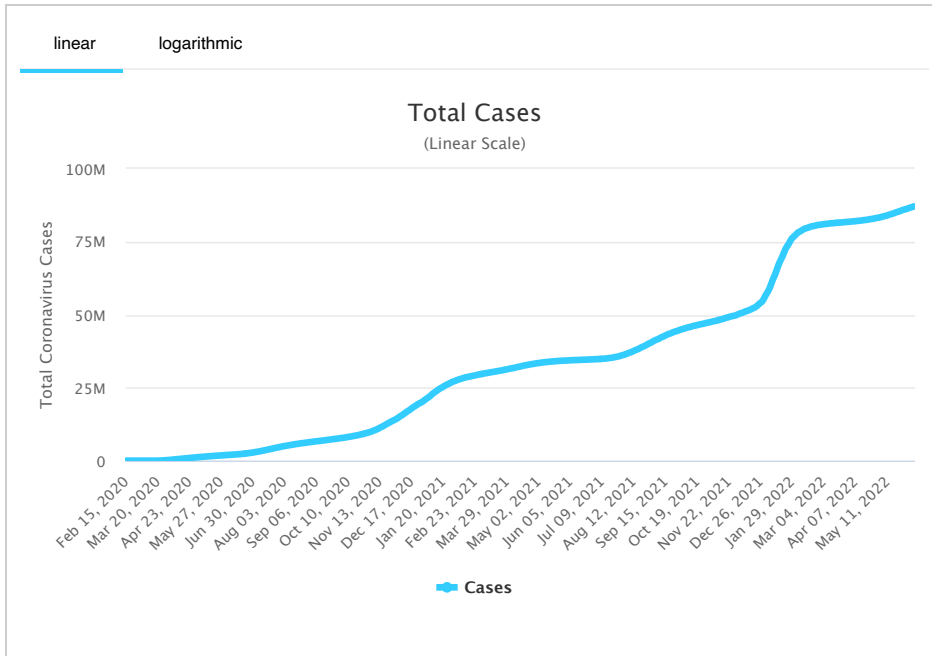
#	USA State	Total Cases	New Cases	Total Deaths	New Deaths	Total Recovered	Active Cases	Tot Cases/ 1M pop	Deaths/ 1M pop	Total Tests
	USA Total	87,114,740		1,035,320		82,935,242	3,144,178	263,184	3,128	1,037,7
1	California	9,738,234		91,845		9,120,587	525,802	246,461	2,324	170,8
2	Texas	6,996,930		88,897		6,759,071	148,962	241,308	3,066	65,5
3	Florida	6,303,179		74,818		5,947,986	280,375	293,475	3,484	58,8
4	New York	5,665,872		69,734		5,526,718	69,420	291,251	3,585	111,9
5	Illinois	3,346,836		38,298		3,131,247	177,291	264,116	3,022	57,8
6	Pennsylvania	2,954,750		45,413		2,837,942	71,395	230,804	3,547	26,7
7	North Carolina	2,799,515		24,660		N/A	N/A	266,923	2,351	26,3
8	Ohio	2,798,900		38,657		2,704,859	55,384	239,445	3,307	22,2
9	Georgia	2,588,857		38,290		2,487,280	63,287	243,831	3,606	25,3
10	Michigan	2,565,819		36,538		2,432,100	97,181	256,920	3,659	25,6
11	New Jersey	2,428,347		33,821		2,192,619	201,907	273,395	3,808	17,8
12	Tennessee	2,078,703		26,508		2,034,561	17,634	304,386	3,882	13,1
13	Arizona	2,077,346		30,372		2,001,582	45,392	285,400	4,173	19,7
14	Massachusetts	1,891,798		20,726		1,842,368	28,704	274,472	3,007	45,4
15	Virginia	1,814,578		20,439		1,706,313	87,826	212,591	2,395	19,1
16	Indiana	1,745,120		23,770		1,590,099	131,251	259,219	3,531	20,0
17	Wisconsin	1,694,026		14,680		1,615,384	63,962	290,948	2,521	16,6

18	<u>Washington</u> <u>(/coronavirus/usa/washington/)</u>	1,605,181	13,020	1,508,296	83,865	210,795	1,710	14,7
19	<u>Minnesota</u> <u>(/coronavirus/usa/minnesota/)</u>	1,525,118	13,017	1,499,722	12,379	270,429	2,308	19,4
20	<u>South Carolina</u> <u>(/coronavirus/usa/south-carolina/)</u>	1,514,423	17,970	1,453,765	42,688	294,136	3,490	16,6
21	<u>Colorado</u> <u>(/coronavirus/usa/colorado/)</u>	1,480,663	13,349	1,394,052	73,262	257,116	2,318	18,5
22	<u>Missouri</u> <u>(/coronavirus/usa/missouri/)</u>	1,457,845	20,628	1,402,445	34,772	237,534	3,361	14,6
23	<u>Kentucky</u> <u>(/coronavirus/usa/kentucky/)</u>	1,370,550	16,028	1,314,318	40,204	306,770	3,588	13,6
24	<u>Alabama</u> <u>(/coronavirus/usa/alabama/)</u>	1,324,178	19,684	1,276,085	28,409	270,065	4,015	7,7
25	<u>Louisiana</u> <u>(/coronavirus/usa/louisiana/)</u>	1,272,817	17,355	1,227,974	27,488	273,795	3,733	15,8
26	<u>Maryland</u> <u>(/coronavirus/usa/maryland/)</u>	1,105,840	14,660	1,031,067	60,113	182,914	2,425	21,3
27	<u>Oklahoma</u> <u>(/coronavirus/usa/oklahoma/)</u>	1,054,953	14,458	1,034,757	5,738	266,606	3,654	5,4
28	<u>Utah</u> <u>(/coronavirus/usa/utah/)</u>	962,209	4,793	937,812	19,604	300,132	1,495	9,4
29	<u>Iowa</u> <u>(/coronavirus/usa/iowa/)</u>	886,987	9,615	849,682	27,690	281,131	3,047	8,4
30	<u>Arkansas</u> <u>(/coronavirus/usa/arkansas/)</u>	848,474	11,512	830,849	6,113	281,156	3,815	6,5
31	<u>Connecticut</u> <u>(/coronavirus/usa/connecticut/)</u>	815,660	11,000	755,199	49,461	228,778	3,085	15,5
32	<u>Mississippi</u> <u>(/coronavirus/usa/mississippi/)</u>	814,154	12,479	787,396	14,279	273,560	4,193	6,5
33	<u>Kansas</u> <u>(/coronavirus/usa/kansas/)</u>	793,833	8,946	768,783	16,104	272,485	3,071	2,2
34	<u>Oregon</u> <u>(/coronavirus/usa/oregon/)</u>	779,984	7,687	708,807	63,490	184,930	1,823	11,7
35	<u>Nevada</u> <u>(/coronavirus/usa/nevada/)</u>	749,103	10,935	705,851	32,317	243,203	3,550	6,8
36	<u>New Mexico</u> <u>(/coronavirus/usa/new-mexico/)</u>	543,882	7,866	510,452	25,564	259,383	3,751	7,2
	<u>West Virginia</u>	521,543	6,998	512,349	2,196	291,016	3,905	6,2

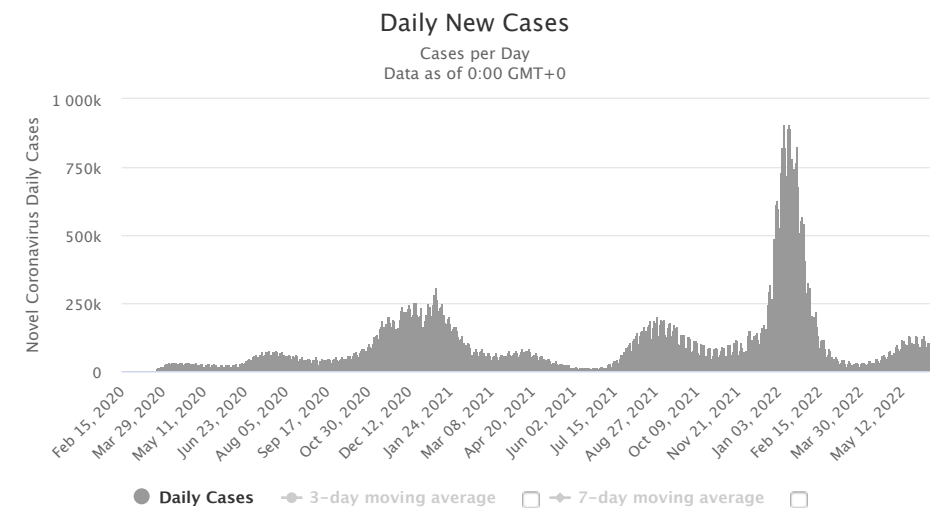
37	(/coronavirus/usa/west-virginia/)									
38	Nebraska (/coronavirus/usa/nebraska/)	490,929		4,326		477,109	9,494	253,788	2,236	5,5
39	Idaho (/coronavirus/usa/idaho/)	454,577		4,946		442,213	7,418	254,371	2,768	2,5
40	Rhode Island (/coronavirus/usa/rhode-island/)	396,773		3,584		375,270	17,919	374,540	3,383	8,1
41	New Hampshire (/coronavirus/usa/new-hampshire/)	328,064		2,555		N/A	N/A	241,275	1,879	4,8
42	Hawaii (/coronavirus/usa/hawaii/)	290,652		1,465		255,317	33,870	205,281	1,035	3,5
43	Montana (/coronavirus/usa/montana/)	278,993		3,423		273,755	1,815	261,039	3,203	2,7
44	Delaware (/coronavirus/usa/delaware/)	278,877		2,962		262,746	13,169	286,391	3,042	1,0
45	Maine (/coronavirus/usa/maine/)	265,571		2,401		249,505	13,665	197,566	1,786	5,3
46	Alaska (/coronavirus/usa/alaska/)	255,425		1,252		245,901	8,272	349,158	1,711	4,1
47	North Dakota (/coronavirus/usa/north-dakota/)	246,102		2,284		241,994	1,824	322,942	2,997	6
48	South Dakota (/coronavirus/usa/south-dakota/)	241,326		2,928		236,225	2,173	272,790	3,310	2,1
49	Wyoming (/coronavirus/usa/wyoming/)	159,707		1,824		N/A	N/A	275,947	3,152	1,3
50	District Of Columbia (/coronavirus/usa/district-of-columbia/)	152,252		1,348		141,657	9,247	215,731	1,910	3,0
51	Vermont (/coronavirus/usa/vermont/)	132,676		670		121,656	10,350	212,626	1,074	3,6
52	Puerto Rico	705,798		4,427		572,451	128,920	208,388	1,307	4,3
53	Guam	49,779		367		48,932	480			4
54	United States Virgin Islands	20,378		115		19,756	507			4
55	Northern Mariana Islands	11,403		34		11,346	23			1
56	American Samoa	6,192		31		5,958	203			
57	Veteran Affairs	659,896		22,117		624,574	13,205			8,6
58	US Military	648,638		688		618,376	29,574			
59	Federal Prisons	69,435		303		68,715	417			1

60	Navajo Nation	54,919	1,797	52,532	590			5
61	Grand Princess Ship	122	7	115	0			
62	Wuhan Repatriated	3		3	0			
63	Diamond Princess Ship	46		46	0			
	Total:	87,114,740	1,035,320	82,935,242	3,144,178	263,184	3,128	1,037,7

Total Coronavirus Cases in the United States

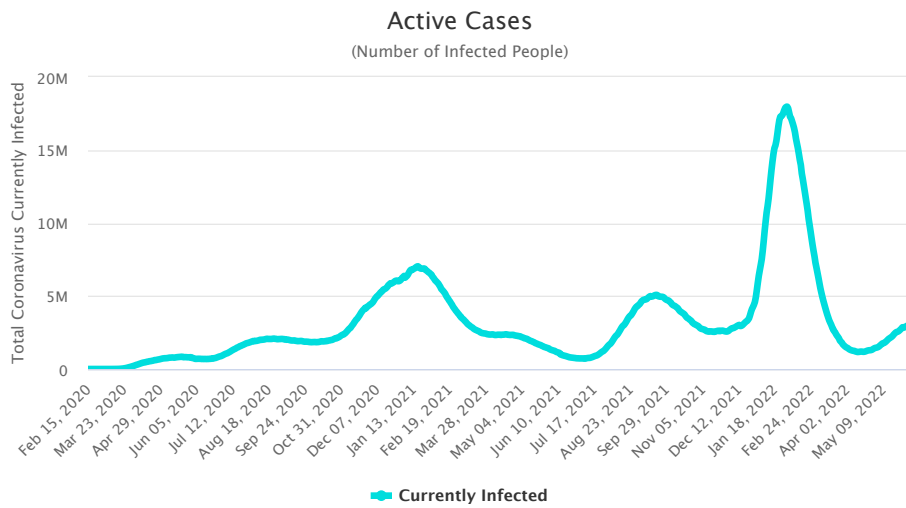


Daily New Cases in the United States

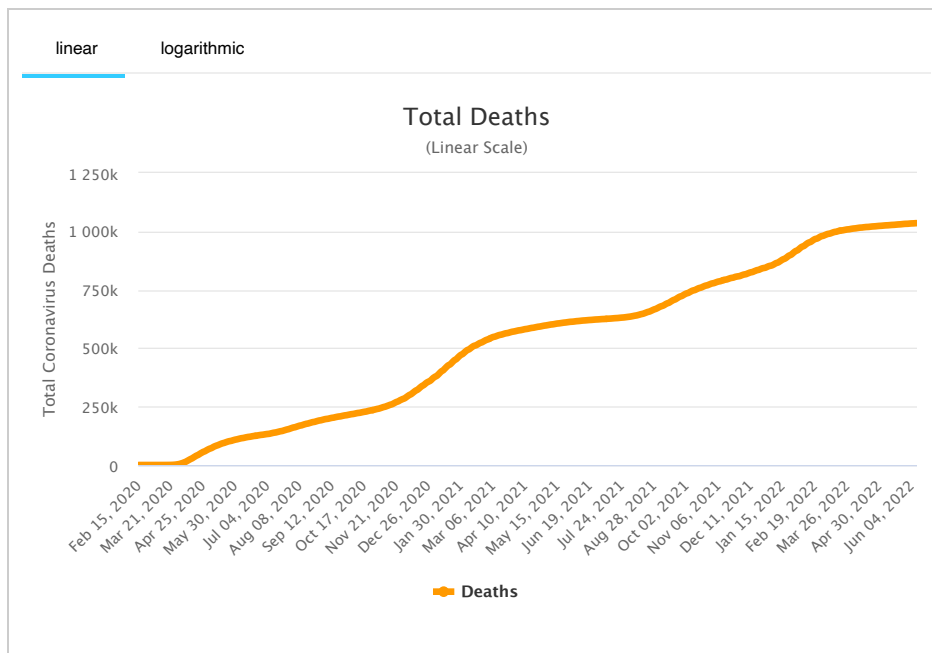


See also: [Daily Deaths Graph](#)

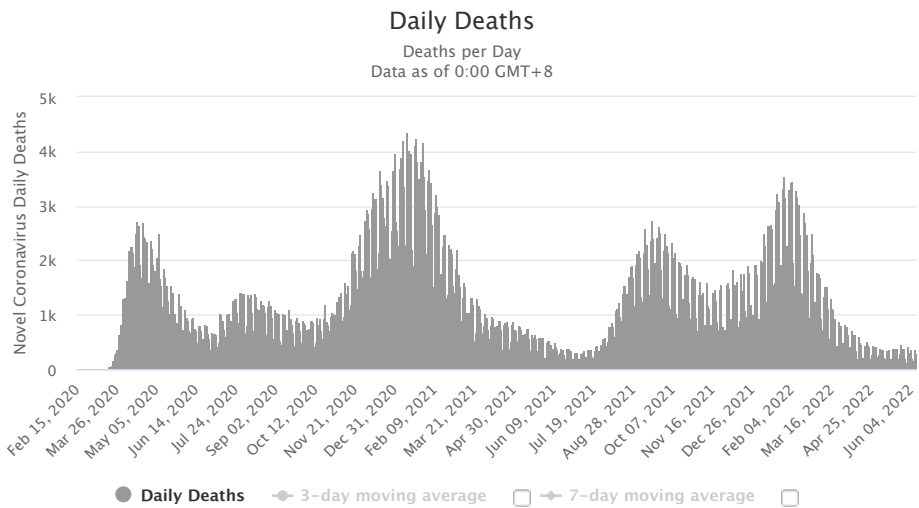
Active Cases in the United States



Total Coronavirus Deaths in the United States



Daily New Deaths in the United States



See also: [Daily Cases Graph](#)

Latest News

June 9 (GMT)

Updates

- 80,993 new cases and 195 new deaths in [the United States \(/coronavirus/country/us/\)](#)
- June 8
- June 7
- June 6
- June 5
- June 4

Historical account of the initial stages of the epidemic in the United States

Content:

- First 20 cases in the United States
- Progression of first suspected cases
- Timeline of initial events
- Sources for the historical account

First 20 cases in the United States

Information collected on the first 20 domestic cases (not including repatriated cases and Diamond Princess cruise ship evacuee cases) is presented in the table below:

State	Cases	Sex	Age	Date	Case #	Location	Source
Oregon	1			Feb. 29	17 th	Washington C.	
Washington	2			Feb. 29	18,19 th		
	1	M	30s	Jan. 21	1 st	Snohomish	[7]
Illinois	1			Mar. 1	20 th		
	1	M	60s	Jan. 30	6 th	Chicago	[12]
	1	F	60s	Jan. 24	2 nd	Chicago	[8]
California	2	unkn.	unkn.	Jan. 26	3 rd ,4 th	Orange C., L.A.	[9]
	1	M	adult	Jan. 31	7 th	Santa Clara C.	[17][18]
	1	F	unkn.	Feb. 2	9 th	Santa Clara C.	
	1	M	57	Feb. 2	10 th	San Benito C.	
	1	F	57	Feb. 2	11 th	San Benito C.	
	1		65	Feb. 28	16 th	Santa Clara C.	
	1			Feb. 21	13 th	Humboldt C.	
	1			Feb. 21	14 th	Sacramento C.	
	1			Feb. 26	15 th	[Northern California]	
Massachusetts	1	M	20s	Feb. 1	8 th	Boston	[16]
Arizona	1	unkn.	student	Jan. 26	5 th	Maricopa County	
Wisconsin	1			Feb. 5	12 th	Madison	

Patients Under Investigation (PUI) in the United States

CDC in the early stages released information regarding the number of cases and people under investigation that was updated regularly on Mondays, Wednesdays, and Fridays. Below we provide the historical reports that we were able to gather in order to track the progression in the number of suspected cases and US states involved through time in the initial stages

As of Feb. 10:

<i>Number of U.S. States with PUI</i>	<i>36</i>
Positive	12
Negative	318
Pending (specimens awaiting testing)	68
TOTAL	398

As of Feb. 7:

<i>Number of U.S. States with PUI</i>	<i>36</i>
Positive	12
Negative	225
Pending (specimens awaiting testing)	100
TOTAL	337

As of Feb. 5:

<i>Number of U.S. States with PUI</i>	<i>36</i>
Positive	11
Negative	206
Pending (specimens awaiting testing)	76
TOTAL	293

As of Feb. 3:

<i>Number of U.S. States with PUI</i>	<i>36</i>
Positive	11
Negative	167
Pending (specimens awaiting testing)	82
TOTAL	260

As of January 31:




<i>Number of U.S. States with PUI</i>	<i>36</i>
Positive	6
Negative	114
Pending (specimens awaiting testing)	121
TOTAL	241

Previously, as of January 29, there were 92 suspected cases awaiting testing.

<i>Number of U.S. States with PUI</i>	<i>36</i>
Positive	5
Negative	68

Pending (specimens awaiting testing)	92
TOTAL	165

Timeline of Events

-  On January 31, HHS declared Coronavirus a Public Health Emergency in the US (<https://www.hhs.gov/about/news/2020/01/31/secretary-azar-declares-public-health-emergency-us-2019-novel-coronavirus.html>)
As of Jan. 31, the Wuhan coronavirus is officially a public health emergency in the United States, Alex Azar, secretary of the US Department of Health and Human Services (HHS), announced at a White House press briefing.
-  On Jan. 31, the U.S. Centers for Disease Control and Prevention (CDC) **issued a federal quarantine for 14 days** affecting the 195 American evacuees from Wuhan, China. Starting Sunday, Feb. 2, U.S. citizens, permanent residents and immediate family who have visited China's Hubei province will undergo a **mandatory 14 days quarantine** and, if they have visited other parts of China, they would be screened at airports and asked to self-quarantine for 14 days. The last time the CDC had issued a quarantine was over 50 years ago in the 1960s, for smallpox.
-  President Donald Trump signed an order on Jan. 31 for the U.S. to **deny entry to foreign nationals who traveled to China** within the preceding two weeks, aside from the immediate family of U.S. citizens.
- On Jan. 30, the CDC had confirmed the **first case of person to person transmission in the U.S.:** ^[12] the husband of the Chicago, Illinois case who had returned from Wuhan, China on Jan. 13 and who tested positive for the virus on Jan. 24).
- CDC stated on Jan. 30 that "It is likely there will be more cases of 2019-nCoV reported in the U.S. in the coming days and weeks, including more person-to-person spread."^[12]
- The virus had been confirmed in **5 states**.
- On Jan. 31, **New York City** health officials vehemently denied the rumor regarding a coronavirus case in the city.^[13] On Feb. 1, however, the city's health commissioner did report that there was a test being performed on a person under 40 who had returned from China, developed matching symptoms, and tested negative to the seasonal flu.
- Most US patients had recently visited Wuhan.**
- All of the first five U.S. cases were described as **mild**.
- A study on the first US case of novel coronavirus detailed mild symptoms followed by pneumonia (https://www.cnn.com/2020/01/31/health/washington-coronavirus-study-nejm/index.html?utm_term=link&utm_medium=social&utm_content=2020-02-01T00)

U.S. Airlines suspended ALL flights between the U.S. and China

On Friday, January 31, Delta, American and United announced they would temporarily suspend all of their mainland China flights in response to the coronavirus outbreak.^[14]

Prior to this January 31 announcement:

- UNITED AIRLINES**
on Jan. 28 had announced it would cut 24 flights between the U.S. and China for the first week of February.
- AMERICAN AIRLINES**
on Jan. 29 had announced it would suspend flights from Los Angeles to Shanghai and Beijing from Feb. 9 through March 27, 2020. It will maintain its flight schedules (10 daily A/R) from Dallas-Fort Worth to Shanghai and Beijing, as well as from Los Angeles and Dallas-Fort Worth to Hong Kong.

- **DELTA**

had not adjusted its schedule of direct flights from the U.S. to China. It is the only airline with direct flights to not take action so far.

The White House was considering issuing a ban on flights between the United States and China, as of late Jan. 28^[11]. Italy has announced on January 31 that it was suspending all flights to and from China following the first 2 cases of coronavirus in Italy.

Travel Alert: Do Not Travel to China

- The U.S. State Department on January 30 issued a **Level 4: Do Not Travel to China Alert** (<https://travel.state.gov/content/travel/en/traveladvisories/traveladvisories/china-travel-advisory.html>) ^[4] (the highest level of alert).
- Previously, on January 29, the advisory was set at a lower "Level 3: Reconsider Travel" advising not to travel to Hubei Province: (Level 4) and reconsider travel to the remainder of China (Level 3).
- The CDC on Jan. 28 issued a Level 3 Warning (<https://wwwnc.cdc.gov/travel/notices/warning/novel-coronavirus-china>), recommending that travelers **avoid all nonessential travel to China** ^[5].

Screening incoming passengers at 20 airports in the U.S.

On January 17, the CDC announced that 3 airports in the United States would begin screening incoming passengers from China: SFO, JFK, and LAX ^[6] Other 2 airports were added subsequently, and on January 28, the U.S. Department of Health and Human Services (HHS) announced that 15 additional U.S. airports (bringing the total to 20) would begin screening incoming travelers from China.

Below is the complete list of airports where screening for the 2019 Novel Coronavirus (2019-nCoV) is in place:

- Los Angeles International (LAX)
- San Francisco International (SFO)
- Chicago O'Hare
- New York JFK
- Atlanta Hartsfield-Jackson International
- Houston George Bush Intercontinental
- Dallas-Fort Worth International
- San Diego International
- Seattle-Tacoma International
- Honolulu International
- Anchorage Ted Stevens International
- Minneapolis-St. Paul International
- Detroit Metropolitan
- Miami International
- Washington Dulles International
- Philadelphia International
- Newark Liberty International

- Boston Logan International
- El Paso International
- Puerto Rico's San Juan Airport

Sources for the historical account

1. Novel Coronavirus (2019-nCoV) situation reports (<https://www.who.int/emergencies/diseases/novel-coronavirus-2019/situation-reports/>) - World Health Organization (<https://www.who.int/>) (WHO)
2. 2019 Novel Coronavirus (2019-nCoV) in the U.S (<https://www.cdc.gov/coronavirus/2019-ncov/cases-in-us.html>) - U.S. Centers for Disease Control and Prevention (<https://www.cdc.gov/>) (CDC)
3. Symptoms of Novel Coronavirus (2019-nCoV) (<https://www.cdc.gov/coronavirus/2019-ncov/about/symptoms.html>) - CDC
4. China Travel Advisory (<https://travel.state.gov/content/travel/en/traveladvisories/traveladvisories/china-travel-advisory.html>) - U.S. State Department, accessed January 31, 2020.
5. Novel Coronavirus in China - Warning - Level 3, Avoid Nonessential Travel (<https://wwwnc.cdc.gov/travel/notices/warning/novel-coronavirus-china>) - CDC, January 28, 2020.
6. Public Health Screening to Begin at 3 U.S. Airports for 2019 Novel Coronavirus ("2019-nCoV") (<https://www.cdc.gov/media/releases/2020/p0117-coronavirus-screening.html>) - CDC January 17, 2020
7. First Travel-related Case of 2019 Novel Coronavirus Detected in United States (<https://www.cdc.gov/media/releases/2020/p0121-novel-coronavirus-travel-case.html>) - CDC, January 21, 2020
8. Second Travel-related Case of 2019 Novel Coronavirus Detected in United States (<https://www.cdc.gov/media/releases/2020/p0124-second-travel-coronavirus.html>) - CDC, January 24, 2020
9. CDC confirms additional cases of 2019 Novel Coronavirus in United States (<https://www.cdc.gov/media/releases/2020/s0126-coronavirus-new-cases.html>) - CDC, January 26, 2020
10. 2019 Novel Coronavirus (2019-nCoV) in the U.S. (<https://www.cdc.gov/coronavirus/2019-ncov/cases-in-us.html>) - CDC, Updated January 29, 2020
11. White House considers ban on flights to China amid coronavirus outbreak (<https://eu.usatoday.com/story/travel/news/2020/01/28/white-house-considers-ban-china-flights-amid-coronavirus-outbreak/4602839002/>) - USA Today, Jan. 28, 2020
12. CDC Confirms Person-to-Person Spread of New Coronavirus in the United States (<https://www.cdc.gov/media/releases/2020/p0130-coronavirus-spread.html>) - CDC Press Release, Jan. 30, 2020
13. NYC Officials Deny Report Of Coronavirus Amid Confusion (<https://www.forbes.com/sites/sergeiklebnikov/2020/01/31/nyc-officials-deny-report-of-coronavirus-amid-confusion/#351e47b5652c>) - Forbes, Jan. 31, 2020
14. Delta, American, United to suspend all China mainland flights as coronavirus crisis grows (<https://eu.usatoday.com/story/travel/2020/01/31/coronavirus-china-flight-ban-delta-cuts-all-flights-white-house/4620989002/>) - USA Today, Jan. 31, 2020
15. Secretary Azar Declares Public Health Emergency for United States for 2019 Novel Coronavirus (<https://www.hhs.gov/about/news/2020/01/31/secretary-azar-declares-public-health-emergency-us-2019-novel-coronavirus.html>) - U.S. Department of Health and Human Services (HHS), Jan. 31, 2020
16. Man returning from Wuhan, China is first case of 2019 Novel Coronavirus confirmed in Massachusetts (<https://www.mass.gov/news/man-returning-from-wuhan-china-is-first-case-of-2019-novel-coronavirus-confirmed-in>) - Massachusetts Department of Public Health, Feb. 1, 2020
17. County of Santa Clara Public Health Department Reports First Case of Novel (new) Coronavirus (<https://www.sccgov.org/sites/phd/news/Pages/novel-coronavirus-1-31-2020.aspx>) - Santa Clara County Public Health, Jan. 31, 2020
18. Coronavirus: First case confirmed in Santa Clara County (<https://www.mercurynews.com/2020/01/31/santa-clara-coronavirus/>) - Mercury News, Jan. 31, 2020

worldometer (/)

[about \(/about/\)](#) | [faq \(/faq/\)](#) | [languages \(/languages/\)](#) | [contact \(/contact/\)](#) | [report coronavirus cases \(/report_us/\)](#)

 ([newsletter-subscribe/](#))  (<https://twitter.com/Worldometers>)  (<https://www.facebook.com/Worldometers.info>)

© Copyright Worldometers.info - All rights reserved - [Disclaimer & Privacy Policy \(/disclaimer/\)](#)